






Crafting with Mia:

Making a Mosaic

1. Cut or tear the scraps of paper into small pieces
2. Glue or tape down the pieces onto your full sheet of paper
3. Be creative with how you arrange the pieces! You could make a shape, pattern, or just place them randomly however you like!

You will need:

- glue or tape
- scraps of paper
- scissors
- a full sheet of paper



Instructions by Jessa Shortridge

